





REBUILT VW ENGINE

ENGINE # B6197516 – Dual Port 1600/85 mm

NEW PARTS:

- 4 Intake valves
 - 4 Exhaust valves
 - 8 Valve guides
 - Valve job/cut seats
 - Valve stem seals
 - Rod end bushings
 - Main bearing set
 - Rod bearing set
 - Cam bearing set
 - Pistons, piston rings & liners
 - Oil pump
 - Engine gasket set
 - Oil cooler
 - Rear main seal & flywheel O-Ring
 - Push rod tubes & seals
 - Adjust valves
 - Set end play .004" "
 - Compression Test:
 -  #3 = 145psi
 -  #1 = 150psi
 -  #4 = 150psi
 -  #2 = 140psi
- REAR

NOTES:

- Old engine core required or core charge additional
- Flywheel not included
- Carb, intake, distributor, fuel pump, exhaust NOT included: installed for test run on bench

Cardone & Daughter Automotive, Inc.

4 CUSTOM DRIVE OLD SAYBROOK, CT 06475 PHONE: (860) 664-0727